



Netter Electric External Vibrators Series NEG

- Circular vibration
- Nominal frequency from 750 min⁻¹ to 3.600 min⁻¹
- Centrifugal force from 40 N to 217.700 N
- Smooth housing surface
- Stainless steel shrouds
- Ex II 2 G D (ATEX) available
- Protection IP 66-7, insulation class F
- Stainless steel versions available





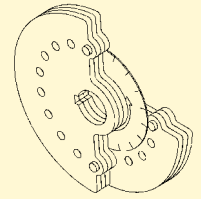
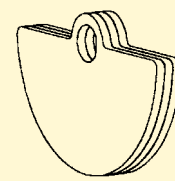
NetterVibration

Unbalance type L Unbalance type Ls



Netter Electric External Vibrators

Series NEG 3-Phase
Series NEA Single Phase
Series NED Direct Current



min ⁻¹	Type	Housing		Unbalance [cmkg]		Centrifugal Force [N]		Eex e II ^{**}	Rated Power Output [kW]				Nominal Current [A]				
		Size	Material	NEG/NEA		NEG/NEA			NEG E	NEG		NEA		NEG		NEA	
				50 Hz	60 Hz	50 Hz	60 Hz			50 Hz	60 Hz	50 Hz	60 Hz	50 Hz	60 Hz	50 Hz	60 Hz
		NEG/NEA	NEG/NEA	50/60 Hz	50 Hz	60 Hz	400 V		480 V	230 V	115 V	400 V	480 V	230 V	115 V		
3000 3600	NEA 504	50	Al	0,08	0,08	40	57	-	-	-	0,024	0,024	-	-	0,13	0,30	
	NEG/NEA 5020	60	Al	0,39	0,39	192	277	-	0,035	0,035	0,035	0,035	0,15	0,15	0,17	0,42	
	NEG/NEA 5050			0,91	0,91	450	647		0,045	0,045	0,045	0,045	0,16	0,16	0,20	0,46	
	NEG/NEA 5060	100	Al	1,22	1,22	602	867	-	0,12	0,12	0,12	0,12	0,27	0,23	0,45	0,89	
	NEG/NEA 50120	101	Al	2,4	1,6	1.185	1.137	-	0,18	0,18	0,17	0,17	0,35	0,30	0,75	1,52	
	NEG/NEA 50200			4,0	2,8	1.974	1.990										
	NEG/NEA 50300	110	Al	6,1	4,6	3.011	3.269	T3, T4	0,26	0,27	0,28	0,28	0,60	0,50	1,25	2,40	
	NEG/NEA 50550	120	Al	11,1	8,4	5.479	5.970	T3, T4	0,45	0,50	0,50	0,50	0,80	0,75	2,30	4,50	
	NEG/NEA 50770	130	Al	15,7	10,5	7.749	7.463	T3, T4	0,65	0,68	0,65	0,75	1,10	1,00	3,00	7,00	
	NEG 50980	133	Al	19,8	13,2	9.772	9.382	T3, T4	0,94	1,13	-	-	1,70	1,60	-	-	
NEG 501140	23,0			16,5	11.352	11.727											
1500 1800	NEG 2530	101	Al	2,4	2,4	296	426	-	0,085	0,095	-	-	0,21	0,20	-	-	
	NEG 2570			6,0	4,0	740	711										
	NEG 25210	110	Al	16,8	12,3	2.073	2.185	T4	0,17	0,17	-	-	0,41	0,40	-	-	
	NEG 25420	120	Al	33,8	23,8	4.171	4.229	T3, T4	0,30	0,35	-	-	0,60	0,60	-	-	
	NEG 25540			44,0	30,4	5.429	5.402										
	NEG 25700	130	Al	56,8	39,8	7.009	7.072	T3, T4	0,53	0,67	-	-	0,92	0,98	-	-	
NEG 25930	133	Al	75,0	52,0	9.254	9.239	T4	0,55	0,68	-	-	0,95	0,95	-	-		
1000 1200	NEG 1630	110	Al	6,12	6,12	336	483	-	0,12	0,14	-	-	0,30	0,30	-	-	
	NEG 1690			16,9	16,9	927	1.335										
	NEG 16190	120	Al	33,8	33,8	1.854	2.669	T4	0,19	0,21	-	-	0,50	0,50	-	-	
	NEG 16310	130	Al	56,8	39,8	3.115	3.143	T4	0,35	0,38	-	-	0,72	0,68	-	-	
	NEG 16410	133	Al	75,0	52,0	4.113	4.106	T4	0,35	0,38	-	-	0,75	0,68	-	-	
	NEG 16500			90,7	66,5	4.974	5.251										-
750 900	NEG 12100	120	Al	33,8	33,8	1.043	1.501	T3	0,23	0,25	-	-	0,85	0,76	-	-	
	NEG 12180	130	Al	56,8	56,8	1.752	2.523	T3	0,35	0,38	-	-	1,10	1,05	-	-	
	NEG 12230	133	Al	75,0	75,0	2.314	3.332	T4	0,28	0,30	-	-	0,60	0,58	-	-	
3000	NED 50100	102	Al	2,0		987		-	0,13 (12 V =)		0,13 (24 V =)		11 (12 V =)		5,8 (24 V =)		
	NED 50200	103	Al	3,9		1.925		-	0,22 (12 V =)		0,22 (24 V =)		18 (12 V =)		9 (24 V =)		

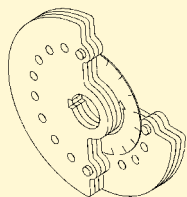


Netter Electric External Vibrators Series NEG 3-Phase

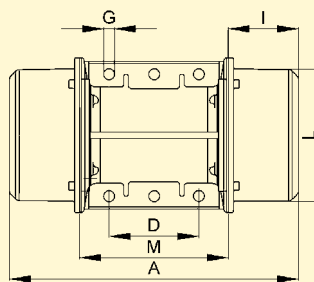
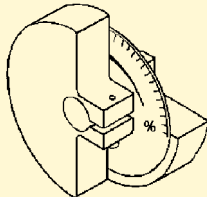
min ⁻¹	Type	Housing		Unbalance [cmkg]		Centrifugal Force [N]		Eex e II **	Rated Power Output [kW]		Nominal Current [A]		Weight [kg]	
		Size	Material	50 Hz	60 Hz	50 Hz	60 Hz		50/60 Hz	50 Hz 400 V	60 Hz 480 V	50 Hz 400 V	60 Hz 480 V	50 Hz 400 V
3000 3600	NEG 501510	150	GGG	30,6	20,4	15.103	14.499	T3, T4	1,4	1,5	2,3	2,0	44	43
	NEG 501770			35,8	25,6	17.669	18.195	T3	2,0	2,0	3,3	2,9	45	44
	NEG 502020			41,0	25,6	20.236	18.195	T3	2,2	2,2	3,5	3,0	49	47
	NEG 502270			46,0	30,6	22.704	21.748	T3	2,2	2,2	3,5	3,0	50	49
	NEG 503400	170	GGG	68,8	43,0	33.957	30.561	-	4,0	4,0	6,5	5,6	106	102
	NEG 503820			77,4	51,6	38.202	36.673	-	4,0	4,0	6,5	5,6	107	103
	NEG 506220			190	GGG	126,0	88,6	62.189	62.970	-	5,5	5,5	9,3	8,0
NEG 508830	195	GGG	179,0	123,8	88.347	87.988	-	10,0	9,3	18,0	13,0	215	210	
1500 1800	NEG 251370	140	GGG	111,2	80,0	13.721	14.215	T3, T4	0,9	1,0	1,5	1,5	57	54
	NEG 251760	150	GGG	142,8	97,0	17.620	17.235	T3, T4	1,1	1,2	2,0	1,9	64	60
	NEG 252060			166,6	112,3	20.557	19.954	-	1,3	1,4	2,5	2,3	68	64
	NEG 252450	160	GGG	198,4	138,2	24.481	24.556	T3, T4	1,6	1,6	3,2	2,9	85	79
	NEG 253080			250,0	174,0	30.848	30.917	-	1,9	1,9	3,8	3,3	95	92
	NEG 253720	170	GGG	301,6	206,7	37.214	36.726	T3, T4	2,2	2,5	3,9	3,9	127	122
	NEG 254310			349,2	234,7	43.088	41.702	-	2,5	2,8	4,8	4,7	125	120
	NEG 254900	180	GGG	396,8	272,8	48.961	48.472	T3	3,6	3,4	6,0	5,0	174	166
	NEG 256460	190	GGG	523,8	364,6	64.632	64.783	-	6,0	6,0	10,5	9,0	212	200
	NEG 258040	195	GGG	652,0	452,0	80.450	80.312	-	10,0	9,3	18,0	13,0	215	210
	NEG 258260	197	GGG	669,2	492,4	82.573	87.490	-	7,5	8,5	12,2	12,0	317	303
	NEG 2511210	200	GGG	908,8	633,2	112.137	112.508	-	10,0	10,5	17,5	15,5	433	411
	NEG 2513850			1.122,8	825,2	138.542	145.981	-	11,0	12,0	20,0	20,0	458	424
1000 1200	NEG 16780	140	GGG	142,8	111,8	7.831	8.829	T3, T4	0,7	0,8	1,4	1,3	60	55
	NEG 161080	150	GGG	196,4	142,8	10.771	11.277	T3, T4	0,8	0,8	1,6	1,5	70	61
	NEG 161470			267,8	187,4	14.686	14.799	-	1,0	1,0	1,8	1,7	81	74
	NEG 161660	160	GGG	303,1	198,4	16.622	15.668	T3, T4	1,1	1,3	2,2	2,2	96	86
	NEG 162150			392,8	275,0	21.541	21.717	-	1,6	1,8	3,0	2,8	105	93
	NEG 162550	170	GGG	464,2	323,0	25.457	25.507	T3	2,0	2,1	4,1	3,8	140	127
	NEG 163030			553,4	400,0	30.348	31.588	-	2,2	2,4	4,5	4,3	156	141
	NEG 163820			180	GGG	696,4	484,4	38.191	38.253	T3, T4	2,5	3,0	5,1	5,0
	NEG 164700	857,0	587,4			46.998	46.387	-	3,2	3,6	6,5	6,0	219	198
	NEG 165190	190	GGG	946,4	658,4	51.901	51.994	T3	3,8	4,0	7,0	6,5	247	225
	NEG 165580			1.017,8	706,2	55.816	55.768	-	3,7	3,9	7,2	7,1	252	245
	NEG 166270			1.142,8	795,0	62.671	62.781	-	4,3	5,0	8,2	8,1	279	251
	NEG 166670			1.216,6	795,8	66.718	62.844	-	5,0	5,9	10,0	9,8	285	257
	NEG 167890	195	GGG	1.439,4	993,4	78.937	78.448	-	7,0	7,5	9,6	13,0	320	282
	NEG 168500			1.550,4	1.077,0	85.024	85.050	-	7,5	8,2	14,0	12,9	326	289
	NEG 169510	197	GGG	1.734,6	1.132,8	95.125	89.457	-	7,6	8,0	13,5	12,4	381	340
	NEG 1612060	200	GGG	2.199,2	1.508,6	120.604	119.134	-	9,0	9,5	16,3	15,0	500	445
NEG 1613890	205	GGG	2.532,4	1.740,0	138.877	137.407	-	10,6	11,3	19,0	18,0	643	605	
NEG 1617000			3.100,0	2.087,8	170.004	164.873	-	13,0	13,7	24,5	23,0	705	656	
NEG 1621960			210	GGG	4.005,0	2.510,6	219.634	198.261	-	19,0	19,0	33,0	25,5	926
750 900	NEG 12440	140	GGG	142,8	142,8	4.405	6.343	T3	0,4	0,5	1,2	1,2	60	60
	NEG 12610	150	GGG	196,4	196,4	6.058	8.724	T3, T4	0,4	0,5	1,4	1,3	70	70
	NEG 12930	160	GGG	303,1	303,1	9.350	13.464	T3	1,0	1,1	2,2	2,2	95	95
	NEG 121430	170	GGG	464,2	464,2	14.319	20.620	T3	1,5	1,8	3,8	3,9	133	133
	NEG 122150	180	GGG	696,4	696,4	21.482	30.934	T3	2,0	2,3	5,4	5,2	201	201
	NEG 122640			857,0	857,0	26.436	38.068	-	2,5	3,0	6,0	6,0	217	217
	NEG 122920	190	GGG	964,4	964,4	29.194	42.839	T3	2,8	3,4	6,5	6,5	242	242
	NEG 123530			1.142,8	1.142,8	35.253	50.764	T3	4,0	4,3	8,2	7,8	267	267
	NEG 124440			1.439,4	1.439,4	44.402	63.939	-	4,9	5,8	9,9	9,5	320	320
	NEG 127640	197	GGG	2.478,0	2.194,6	76.440	97.485	-	6,8	7,5	13,2	12,0	438	419
	NEG 128520	200	GGG	2.763,2	2.481,4	85.238	110.225	-	7,6	8,3	14,0	13,5	540	520
	NEG 1211070	205	GGG	3.589,2	3.100,0	110.718	137.703	-	9,2	9,6	21,0	19,5	702	680
	NEG 1213160			4.267,4	3.812,8	131.639	169.366	-	10,4	11,2	22,0	20,0	755	711
	NEG 1217670			210	GGG	5.726,6	4.901,6	176.651	217.731	-	12,5	16,2	26,5	28,0

**Technical data available upon request

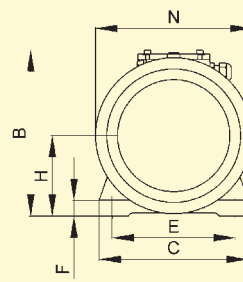
Unbalance type XLs



Unbalance type XS



IV



min ⁻¹	Type	Type of housing	Dimensions [mm]													Unbalance (No. of unbalance discs)			
			A	B	C	D mounting pattern			E	F	G	H	I	L	M	N	n ₂	Type	50 Hz
3000 3600	NEG 501510	IV	428	235	232	140	190	25	17	104	86,5	188	248	224	4	XLs	12	8	
	NEG 501770		14								10								
	NEG 502020		16								10								
	NEG 502270	IV	463	335	310	155	255	30	23,5	160	104	108	274	302	310	4	XLs	18	12
	NEG 503400		16								10								
	NEG 503820		18								12								
	NEG 506220		16								10								
NEG 508830	IV	670	380	390	200	320	32	28	189	155	340	352	384	4	XS	4	4		
1500 1800	NEG 251370	IV	636	403	392	200	320	35	28	200	138	367	360	402	4	XS	4	4	
	NEG 251760	IV	451	257	231	140	190	25	17	124,5	109,5	206	224	241	4	XS	4	4	
	NEG 252060		501	257	231	140	190	25	17	124,5	134,5	206	224	241	4	XS	4	4	
	NEG 252450	573	170,5																
	NEG 253080	IV	535	283	278	155	225	28	22	140	136	236	255	271	4	XS	4	4	
	NEG 253720		619								178								
	NEG 254310	IV	588	335	310	155	255	30	23,5	160	139	274	302	310	4	XS	4	4	
	NEG 254900	670	180																
	NEG 256460	IV	640	369	340	180	280	30	26	173	155	302	322	340	4	XS	4	4	
	NEG 258040	IV	670	380	390	200	320	32	28	189	155	340	352	384	4	XS	4	4	
	NEG 258260	IV	629	395	392	200	320	35	28	192	135	355	270	375	4	XS	4	4	
	NEG 2511210	IV	862	436	460	125	380	35	38	215	230	387	320	414	6	XS	4	4	
	NEG 2513850		990	454	530	140	440	38	45	230	240	423	370	448	6	XS	4	4	
	1000 1200	NEG 16780	IV	501	257	231	140	190	25	17	124,5	134,5	206	224	241	4	XS	4	4
NEG 161080		IV	573	257	231	140	190	25	17	124,5	170,5	206	232	241	4	XS	4	4	
NEG 161470			170,5																
NEG 161660		IV	619	283	278	155	225	28	22	140	178	236	255	271	4	XS	4	4	
NEG 162150			178																
NEG 162550		IV	670	335	310	155	255	30	23,5	160	180	247	302	310	4	XS	4	4	
NEG 163030			200																
NEG 163820		IV	742	369	340	180	280	30	26	173	206	302	322	340	4	XS	4	4	
NEG 164700			236																
NEG 165190		IV	772	380	390	200	320	32	28	189	206	340	352	384	4	XS	4	4	
NEG 165580			245																
NEG 166270			850																
NEG 166670		IV	750	436	460	125	380	35	38	215	174	387	320	414	6	XS	4	4	
NEG 167890		IV	870	395	392	200	320	35	28	192	255	355	270	375	4	XS	4	4	
NEG 168500			255																
NEG 169510		IV	862	436	460	125	380	35	38	215	230	387	320	414	6	XS	4	4	
NEG 1612060		IV	990	454	530	140	440	38	45	230	240	420	370	448	6	XS	4	4	
NEG 1613890		IV	960	526	570	140	480	41	45	268	200	495	510	516	8	XS	4	4	
NEG 1617000	240		8																
NEG 1621960	IV	1.150	607	610	140	520	38	45	297	297,5	542	510	582	8	XS	4	4		
750 900	NEG 12440	IV	501	257	230	140	190	25	17	124,5	134,5	206	224	241	4	XS	4	4	
	NEG 12610	IV	573	257	230	140	190	25	17	124,5	170,5	206	232	241	4	XS	4	4	
	NEG 12930	IV	619	283	278	155	225	28	22	140	178	236	255	271	4	XS	4	4	
	NEG 121430	IV	670	335	310	155	255	30	23,5	160	180	274	302	310	4	XS	4	4	
	NEG 122150	IV	742	369	340	180	280	30	26	173	206	302	322	340	4	XS	4	4	
	NEG 122640		236																
	NEG 122920	IV	772	380	390	200	320	32	28	189	206	340	352	384	4	XS	4	4	
	NEG 123530		245																
	NEG 124440	IV	870	395	392	200	320	35	28	192	255	355	270	375	4	XS	4	4	
	NEG 127640	IV	1.002	436	460	125	380	35	38	215	300	387	320	414	6	XS	4	4	
	NEG 128520	IV	1.070	454	530	140	440	38	45	230	280	423	370	448	6	XS	4	4	
	NEG 1211070	IV	1.040	526	570	140	480	41	45	268	240	485	510	516	8	XS	4	4	
	NEG 1213160		280								8								
	NEG 1217670	IV	1.120	607	610	140	520	38	45	297	279,5	542	510	582	8	XS	4	4	
	NEG 1217670	1.150																	



Netter Electric External Vibrators Series NEG

Special Version with Reduced Duty Time

Applications

Series NEG electric external vibrators are designed for continuous operation with 100% duty time. In addition, special versions with reduced duty times are available. The reduced duty time makes smaller units possible, with the same power output.

Design and functioning principle

Special vibrators with larger unbalances can be used for intermittent or short-time operation. Despite smaller unit size they deliver the same centrifugal forces as the next housing size up. NEG with reduced

duty times are built according to the customer's requirements, to enable individual solutions.

Special Version with CC Unbalances



Applications

The special version with CC unbalances are used when two different unbalance settings need to be available during operation.

Design and functioning principle

In order to use the CC unbalances, a suitable electric switching circuit is required so that the NEG can be operated in both directions. When the NEG rotates in one direction it operates with e.g. maximum unbalance.

When the direction of rotation changes, the outer unbalance disc automatically turns through a specified angle against the inner unbalance disc, creating a reduced unbalance setting. The CC unbalances are built according to the customer's requirements and allow a second unbalance setting of 25-100% of the main value.

Special Version NEG S in Stainless Steel



Applications

Series NEG S electric external vibrators can be used wherever the surfaces are subject to particular requirements for chemical resistance. An important feature of the NEG S series is its modular construction. This enables economical production of even the smallest of series in various steel materials. The protection class IP 66 (protection from dust entry and water flooding) allows cleaning with power jets and aggressive cleaning agents.

Design and functioning principle

All internal components of the stainless steel vibrators come from the established NEG series and are thus production proved.

Even the standard version of the NEG S has a surface quality of 6.3 µm and therefore satisfies the requirements for the chemical and pharmaceutical industries. A higher surface quality can easily be provided if required, e.g. for the food industry. Stainless steel housings are generally heavier than the standard housings. The greater mass must therefore be considered in the layout stage.

Netter Frequency Converter Series NFU

Applications

Series NFU frequency converters are used to regulate the frequency of series SEG electric external vibrators. Certain applications require frequencies which cannot be achieved with the normal multipole external vibrators at mains frequency. The special feature of this frequency converter is its robust and simple construction. The fully equipped units are designed for wall-mounting.

Design and functioning principle

Low-loss power electronics make operation with high tolerance input voltages possible. The frequency converters produce constant 3-phase voltages at frequencies of 0.5 Hz to 120 Hz, making rotational speeds of 30 to 7200 revs/min. possible with a 2-pole NEG. This enables easy adjustment of the rotational speed.

The permissible temperature range lies between 0°C and +40°C.

Type	kW/A	Supply Voltage	Protection Class
NFU 1-002/1,5	0,18/1,5	1~: 170 to 264 V, 50/60 Hz	IP 55
NFU 1-004/3,3	0,37/3,3	1~: 170 to 264 V, 50/60 Hz	IP 55
NFU 1-004/3,7	0,55/3,7	1~: 170 to 264 V, 50/60 Hz	IP 55
NFU 1-007/4,2	0,75/4,2	1~: 170 to 264 V, 50/60 Hz	IP 55
NFU 1-011/6,9	1,1/6,9	1~: 170 to 264 V, 50/60 Hz	IP 55
NFU 1-015/8	1,5/8,0	1~: 170 to 264 V, 50/60 Hz	IP 55
NFU 1-022/11	2,2/11	1~: 170 to 264 V, 50/60 Hz	IP 55
NFU 2-004/1,5	0,37/1,5	3~: 323 to 550 V, 50/60 Hz	IP 55
NFU 2-006/1,9	0,55/1,9	3~: 323 to 550 V, 50/60 Hz	IP 55
NFU 2-007/2,3	0,75/2,3	3~: 323 to 550 V, 50/60 Hz	IP 55
NFU 2-011/3	1,1/3,0	3~: 323 to 550 V, 50/60 Hz	IP 55
NFU 2-015/4,1	1,5/4,1	3~: 323 to 550 V, 50/60 Hz	IP 55
NFU 2-022/5,5	2,2/5,5	3~: 323 to 550 V, 50/60 Hz	IP 55
NFU 2-030/7,1	3,0/7,1	3~: 323 to 550 V, 50/60 Hz	IP 55
NFU 2-040/9,5	4,0/9,5	3~: 323 to 550 V, 50/60 Hz	IP 55

The use of a braking resistance allows rapid braking within a few revolutions after switching off the supply voltage, in order to avoid undesired resonance vibrations.



Type	Ohm/Watt	Protection Class
BZ 100/100	100/100	IP 54

Netter Braking Devices Series BZ

Applications

Series BZ braking devices are used to bring the running NEG to a standstill, as quickly as possible. It is often necessary to be able to switch off vibrating tables and conveyors without them running on, in order to avoid the symptoms of resonance.

A special feature of these devices is a very high braking efficiency with compact unit size.

Name	Supply Voltage	Protection Class	Max. Nominal Power NEG at 50 Hz/60 Hz
BZ 30	1~230 V or 3~400 V 50/60 Hz	IP 23	5 kW/5,5 kW
BZ 70	1~230 V or 3~400 V 50/60 Hz	IP 23	10 kW/11 kW
BZ 200	1~230 V or 3~400 V 50/60 Hz	IP 23	26 kW/28 kW

The max. nominal power serves only as a guide for selection. Please consult us, we will help you with your layout!



Design and functioning principle

Upon activation the load-resistant power electronics change the direction of the electric rotational field, thus bringing the NEG to an immediate standstill. The momentarily high braking currents are easily tolerated by the NEG.

The permissible temperature range lies between 0°C and +40°C.

These braking devices are only suitable for constant mains frequencies of 50Hz or 60 Hz. Operation together with a frequency converter is not permitted.



Netter Electric External Vibrators Series NEG

Formulas

Unbalance	$M = s \times m$	Centrifugal force	$F = a_{(g)} \times m \times 9,81$
Acceleration	$a_{(g)} = s \times \left(\frac{n}{1000}\right)^2 \times 5,59$	Centrifugal force	$F = M \times \left(\frac{n}{1000}\right)^2 \times 54,84$

Symbols and Units

s	Displacement	cm	n	Frequency	min ⁻¹
m	Weight with vibrator	kg	M	Unbalance	cmkg
F	Centrifugal force	N	a _(g)	Acceleration	g

Which Kind of Vibrator for Which Kind of Duty?

Duty	Frequency	Acceleration [a _(g)] Times acceleration due to gravity	Amplitude	Vibration	
				Rotary Linear	
Conveying, dosing	750 – 3000	2 – 5	Large		
Sieving	1000 – 1500	3 – 4	Large		
Draining	1500 – 3000	3 – 5	Medium		
Cleaning, shaking off filters	1500 – 3000	2 – 3	Medium		
Lightening, loosening Emptying bulk material	1500 – 3000	0.15 - 0.2 of weight of material in the conical part of the silo	Medium		
Compacting bulk material	1500 – 6000	2 – 4	Small		
Concrete compaction	3000 – 9000	0,8 – 1,5	Very small		
Testing components	300 – 6600	0,5 – 5	Adjustable		



Conveying



Sieving



Compacting

Applications

Series NEG electric external vibrators are used whenever, for example, conveyor chutes or sieves need to be driven. In addition, these devices can loosen material blockages and adhesions in silos. When used on concrete forms, the especially even vibration produces high surface quality and compaction of the concrete.

The special feature of the NEG is its maintenance-free operation, even in rough environmental conditions.

Design and functioning principle

Electric external vibrators are unbalance motors, which work according to the short circuit runner principle and, apart from a few significant differences, are very similar to conventional electric motors. The 3-phase NEG units run at 750, 1000 or 3000 min⁻¹ with a 230/400V, 50 Hz power supply, depending on the number of poles.

The NEA single phase units run at 3000 min⁻¹ with a 230V, 50 Hz power supply. Additional voltages are available.

The direct current NED units run at 3000 min⁻¹ with a 12 or 24 Volt power supply.

Unbalances sitting on each end of the shaft produce an unidirectional sinus-shaped rotation at the frequency of the respective speed of rotation.

All NEG/NEA are also designed for 60 Hz ausgelegt, die Drehzahl liegt dann operation at 60 Hz. The speed of rotation then lies at 20% above the values at 50 Hz. The unbalance is adjusted if necessary.

Generously dimensioned rolling bearings guarantee high operational safety. All NEG are suitable for operation with Netter frequency converters, without limitation.

Stijma Triltechniek BV

Poort van midden Gelderland Rood 21
P/O box 27
6666 ZG HETEREN
The Netherlands
Tel. : +31-26-4790442
Fax.: +31-26-4790441